

HYPERBOLIC GEOMETRY OF MULTIPLY TWISTED KNOTS

JESSICA S. PURCELL

ABSTRACT. We investigate the geometry of hyperbolic knots and links whose diagrams have a high amount of twisting of multiple strands. We find information on volume and certain isotopy classes of geodesics for the complements of these links, based only on a diagram. The results are obtained by finding geometric information on generalized augmentations of these links.

1. INTRODUCTION

By Mostow–Prasad rigidity and work of Gordon and Luecke [11], the hyperbolic structure on the complement of a hyperbolic knot is a knot invariant, and ought to be useful in problems of knot and link classification. In practice, this structure seems difficult to compute.

In recent years, some geometric properties of hyperbolic knots and links have been discovered for links admitting certain types of diagrams, such as alternating links [16], and highly twisted knots and links [22, 21, 10]. However, many knots that are of interest to topologists and hyperbolic geometers do not fall into these classes. These include Berge knots [6, 4, 5], twisted torus knots and Lorenz knots [7], which contain many of the smallest volume hyperbolic knots [8]. These knots often have diagrams that are highly non-alternating, with few twists per twist region, but contain regions where multiple strands of the diagram twist around each other some number of times. We would like to be able to understand and estimate geometric properties of these “multiply twisted” knots and links, given only a diagram, but currently we do not have the tools to do so.

In this paper, we take a first step toward such an understanding. We investigate the geometry of knots and links with diagrams with a high amount of twisting of multiple strands. We find information on the geometry of these knots, including volume bounds and certain isotopy classes of geodesics, based only on a diagram.

The results are obtained *augmenting* the knot and link diagrams. That is, we encircle each twist of multiple strands by a simple closed curve, unknotted in S^3 . The resulting link is called a generalized augmented link, generalizing a construction of Adams in which two twisting strands are encircled by an unknotted component [2]. When one performs $1/n$ Dehn filling

on the augmentation components of these links, one adds n full twists to the strands. All diagrams can be obtained by such twisting. (See section 2 for a more careful discussion.) Hence geometric information on a generalized augmented link, combined with geometric information under Dehn filling, leads to geometric results on knot complements.

Regular augmented links have a very nice hyperbolic structure, including a decomposition into right angled ideal polyhedra, first written down by Agol and Thurston [16, Appendix]. Generalized augmented links do not have as nice structure, but still contain enough symmetry to obtain geometric estimates. To obtain geometric information on Dehn fillings of these manifolds, one may turn to results on cone deformations due to Hodgson and Kerckhoff [12, 13, 14], or hyperbolic filling of Agol and Lackenby [3, 15], or volume change results due to Futer, Kalfagianni, and the author [10].

We have investigated generalized augmented links elsewhere. In [23], we bounded the lengths of certain slopes on these links, and showed that many knots obtained by their Dehn fillings have meridian length approaching 4 from below. With Futer and Kalfagianni, in [9] we investigated properties of volumes of a very particular class of these links. Here, we broaden the results to larger classes of knots and links.

Finally, note that the focus of this paper is on geometric information on hyperbolic generalized augmented links and their Dehn fillings. In a companion paper, we discuss results for generalized augmented links which are not hyperbolic [20].

1.1. Acknowledgements. Research was partially funded by NSF grant DMS-0704359. We thank David Futer and John Luecke for helpful conversations.

2. CHARACTERIZATION OF GENERALIZED AUGMENTED LINKS

We will be analyzing twisting and twist regions in a knot diagram. Twist regions and generalized twist regions are defined carefully in [23]. We review definitions here for convenience.

Definition 2.1. Let K be a link in S^3 , and let D be a diagram of the link. We may view D as a 4-valent graph with over-under crossing information at each vertex. A *twist region* of the diagram D is a sequence of bigon regions of D arranged end to end, which is maximal in the sense that there are no other bigons on either end of the sequence. A single crossing adjacent to no bigons is also a twist region.

We will assume throughout that the diagram is alternating within a twist region, else replace it with a diagram with fewer crossings in the twist region.

In a *twist region* of a diagram, two strands twist around each other maximally, as in Figure 1(a), and bound a “ribbon” surface.

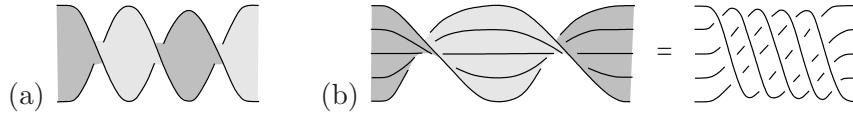


FIGURE 1. (a) A twist region. (b) A generalized twist region. Multiple strands lie on the twisted ribbon surface.

Definition 2.2. A *generalized twist region* of D is a region of the diagram where two or more strands twist around each other maximally, as in Figure 1(b). More precisely, a generalized twist region is a region of the diagram consisting of $m \geq 2$ parallel strands. When all the strands except the outermost two are removed from this region of the diagram, the remaining two strands form a twist region. In S^3 , these two strands bound a ribbon surface between them. Remaining strands of the generalized twist region can be isotoped to lie parallel to each other, embedded on this ribbon surface.

The amount of twisting in each twist region is also important. We describe the amount of twisting in terms of half-twists and full-twists.

Definition 2.3. Let K be a link in S^3 . A *half-twist* of a generalized twist region of a diagram consists of a single crossing of the two outermost strands. The ribbon surface they bound, containing other strands of the twist region, flips over once in a half-twist.

A *full-twist* consists of two half-twists. Figure 1(b) shows a single full-twist, or two half-twists, of five strands.

Given a diagram of a link in S^3 , group crossings into generalized twist regions, such that each crossing is contained in exactly one generalized twist region. Call such a choice of generalized twist regions a *maximal twist region selection*. Note the choice is not necessarily unique. For example, in Figure 1(b), we could group the crossings shown into a single generalized twist region containing a full-twist of five strands, or into twenty regular twist regions, each containing a single half-twist of two strands. Either choice is a valid maximal twist region selection, although the former seems more correct.

Now, at each generalized twist region in the maximal twist region selection, insert a *crossing circle*, that is, a simple closed curve C_i encircling the strands of the twist region, and bounding a disk D_i in S^3 , perpendicular to the projection plane. The D_i are called *twisting disks*. See Figure 2(a). We can select the C_i and the D_i such that the collection of all D_i is a collection of disjoint disks in S^3 .

When crossing circles are inserted at each twist region in the maximal twist region selection, we obtain a new link, with components K_j from the original link K , and crossing circles C_i . The complement of this link is homeomorphic to the complement of the link L obtained by untwisting at each C_i . That is, we may remove all full-twists from each generalized twist

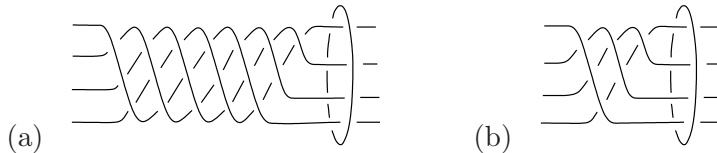


FIGURE 2. (a) Encircle each twist region with a crossing circle. (b) Link L given by removing full-twists from the diagram.

region of the link diagram without changing the homeomorphism type of the link complement. See Figure 2(b).

The resulting diagram of L consists of unknotted link components C_i and components obtained from untwisting K , which we will call K_1, \dots, K_p . In the diagram of L , the components of L will either lie flat on the projection plane, or may have single half-twists encircled by crossing circles.

Definition 2.4. We call the link L an *augmentation* of the diagram D of K , or we say L is the augmentation of the diagram D corresponding to a maximal twist region selection. We also say that L is obtained by *augmenting* K , and that L is an *generalized augmented link*.

For brevity, we often drop the adjective “generalized” from the term generalized augmented links, since all augmented links we discuss here are of this form.

The connection between $S^3 - L$ and the original link complement is given by Dehn filling. Any slope s on a torus T^2 is parameterized by two relatively prime integers p, q , where $s = p\mu + q\lambda$, and μ, λ generate $H_1(T^2; \mathbb{Z})$. When M is the link complement $S^3 - L$, at the i -th crossing circle C_i , let μ_i, λ_i denote the meridian and longitude of $\partial N(C_i)$, respectively. Then Dehn filling along the slope $\mu_i + n_i\lambda_i$ gives a new link whose diagram no longer contains C_i , and the strands previously encircled by C_i run through n_i full-twists (see, for example, Rolfsen [24]). Thus Dehn filling connects $S^3 - K$ and the complement of the augmented link L .

2.1. Reflection. The link L admits a reflection, as follows. Arrange the diagram of L such that crossing circles of L lie perpendicular to the projection plane, and reflect the diagram of L in the projection plane. The crossing circle components C_i are taken to themselves. Outside of twist regions, the diagram of L is preserved. If the components K_j lie flat on the projection plane, they are also preserved by the reflection.

If some components K_j run through a single half-twist at a twist region, then the reflection will reverse all the crossings of the half-twist, changing the direction of half-twist. Apply a twist homeomorphism, twisting one full twist at each half-twist in the opposite direction. This reverses the direction of the half-twist. Thus the composition of the reflection and the twist homeomorphism is an orientation reversing involution of $S^3 - L$.

There is a surface which can be isotoped to be fixed pointwise by this involution, namely, the projection plane outside of half-twists, and the ribbon surfaces inside half twists, as well as a half-twisted surface between C_i and the knot strands.

The above discussion is a proof of the following, which is also Proposition 3.1 of [23].

Proposition 2.5. *Let L be an augmentation of a diagram of a link in S^3 . Then $S^3 - L$ admits a reflection, i.e. an orientation reversing involution with fixed point set a surface.*

3. SLOPES LENGTHS AND HYPERBOLICITY

In this section, we prove results on slope lengths of generalized augmented links. Our methods generalize to hyperbolic manifolds which admit a reflection, and we state the more general results.

Lemma 3.1. *Let M be a 3-manifold with torus boundary components with the following properties:*

- (1) *M admits an orientation reversing involution σ whose fixed point set is an embedded surface P in M .*
- (2) *Some boundary component T of M meets P , and for some slope λ on T , σ is an orientation reversing involution of λ . (Write $\sigma(\lambda) = -\lambda$.)*

Then λ meets P exactly twice.

When our manifold is in fact a generalized augmented link, λ may be the slope ∂D_i on $\partial N(C_i)$, for example, or a slope ∂D_i on $\partial N(K_j)$.

Proof. Since σ takes λ to $-\lambda$, a representative of λ (which, by abuse of notation, we will also call λ) has a fixed point under σ . Thus λ meets P . Additionally, since the only orientation reversing involutions of S^1 that fix a point must actually fix two points, λ must meet P twice. \square

Lemma 3.2. *Let M be as in Lemma 3.1. Then the torus T is tiled by rectangles, each with one side parallel to the surface P , and one side orthogonal to P . The lift of these rectangles to the universal cover \tilde{T} gives a lattice in \mathbb{R}^2 .*

Proof. Consider the universal cover \mathbb{R}^2 of the torus boundary component T . As P is embedded, the slopes $P \cap T$ lift to give parallel lines in \mathbb{R}^2 . A simple curve representing the slope λ lifts to give parallel lines perpendicular to the lines from P , since λ is taken to $-\lambda$ by the involution σ fixing P . The projection of these lines to T gives a tiling of T by rectangles. Together, the intersection points of these sets of lines form a lattice \mathbb{Z}^2 of \mathbb{R}^2 . \square

Construct a basis of the lattice of Lemma 3.2 by letting \mathbf{p} be a step parallel to a side from $P \cap T$, and by letting \mathbf{o} be a step orthogonal to \mathbf{p} .

Lemma 3.3. *Let M be as in Lemma 3.1, and let $\{\mathbf{p}, \mathbf{o}\}$ be the basis for the lattice on \tilde{T} as above. Then the curve λ , which serves as one generator of $H_1(T; \mathbb{Z})$, is given by $2\mathbf{o}$. Another generator of $H_1(T; \mathbb{Z})$ is given by $\mathbf{p} + \epsilon \mathbf{o}$, where $\epsilon = 0$ if there are two components of $P \cap T$, and $\epsilon = 1$ if there is one component of $P \cap T$.*

Proof. By Lemma 3.1, λ intersects P twice. Thus its representative must cross lifts of P twice in the lattice, and be taken to itself under the involution in P , so it is $2\mathbf{o}$.

Note this implies that all corners of the rectangles formed by \mathbf{p} and \mathbf{o} project to just two distinct points on T under the covering transformation. These two points are the projection of \mathbf{o} and the projection of $2\mathbf{o}$. Additionally, the fact that $\lambda = 2\mathbf{o}$ implies that T is tiled by exactly two rectangles. To determine generators of $H_1(T; \mathbb{Z})$, we determine if these rectangles are glued with or without shearing on T .

Another obvious closed curve on T besides λ is given by a single component of $P \cap \partial T$. Call the corresponding slope α . It does not necessarily generate $H_1(T; \mathbb{Z})$ with λ . Since λ intersects P twice, either α intersects λ once, in which case $P \cap T$ has two components, there is no shearing, and \mathbf{p} is a generator; or α intersects λ twice, and $P \cap T$ has one component.

If $P \cap T$ has one component, then $\alpha = 2\mathbf{p}$, and α is not a generator with λ . Then \mathbf{p} must project to the same point as \mathbf{o} under the covering projection, so $\mathbf{p} + \mathbf{o}$ will give a closed curve on T . Since it has intersection number 1 with $2\mathbf{o} = \lambda$, $\mathbf{p} + \mathbf{o}$ will be a generator. \square

When M is known to admit a hyperbolic structure, we can find lower bounds on the lengths of the arcs \mathbf{o} and \mathbf{p} in the lattice. Recall that when a manifold has multiple cusps, lengths depend on a choice of maximal cusps, i.e. a collection of disjoint horoball neighborhoods, one for each cusp. Lengths of arcs are measured on the horospherical tori that form the boundaries of the horoball neighborhoods. To ensure lengths on a torus boundary are long, we need to ensure that we can choose maximal cusps appropriately.

Theorem 3.4. *Let M be a 3-manifold with torus boundary components which admits a complete finite volume hyperbolic structure, and has the following additional properties:*

- (1) *M admits an orientation reversing involution σ whose fixed point set is an embedded surface P in M .*
- (2) *Boundary components T_1, \dots, T_t of M meet P , and for each T_i , there is a slope λ_i that is taken to $-\lambda_i$ under σ .*

Let $\{\mathbf{p}_i, \mathbf{o}_i\}$ generate the lattice on the universal cover \tilde{T}_i of T_i , of intersections of lines which project to P and lines which project orthogonal to P , respectively, as in Lemma 3.3. Then there exists a choice of maximal cusps of M such that, when measured on these maximal cusps, the length of each \mathbf{o}_i is at least 1, and the length of \mathbf{p}_i is at least $1/2$.

Similar results were shown for particular classes of links in S^3 in [23], using techniques of Adams *et al.* [1]. We give a different proof here.

Proof. By Mostow–Prasad rigidity, the involution of M is isotopic to an isometry of M under the hyperbolic metric. The surface P , since it is fixed pointwise, is isotopic to a totally geodesic surface in M (see for example [18], [17]).

Lift to the universal cover \mathbb{H}^3 , which we view as the upper half space $\mathbb{H}^3 = \{(x, y, z) | z > 0\}$. For any j , we may conjugate such that the cusp corresponding to T_j lifts to the point at infinity. The surface P lifts to a collection of disjoint, totally geodesic planes.

Since P meets the cusp corresponding to T_j , copies of P will lift in \mathbb{H}^3 to parallel vertical planes through infinity. Because P is fixed under the involution σ , the collection of parallel vertical planes must be preserved by a reflection of \mathbb{H}^3 in any one of the planes. Hence the (Euclidean) distance between any two adjacent planes must be constant. Without loss of generality, we will conjugate such that these vertical planes are the planes $y = n$, $n \in \mathbb{Z}$, in $\mathbb{H}^3 = \{(x, y, z) | z > 0\}$, so that their Euclidean distance is 1.

The length of \mathbf{o}_j will be given by $1/c$, where c is the height of the horosphere bounding the horoball about infinity. We will show that we can always take c to be less than or equal to 1.

Define the horoball expansion about cusps of T_1, \dots, T_t such that the lengths of the \mathbf{o}_j agree for every j simultaneously. That is, there exists some (possibly large) c such that when each \mathbf{o}_j has length $1/c$, the horoballs about the cusps corresponding to T_1, \dots, T_t are disjoint. Continue to increase c keeping all the \mathbf{o}_j of equal length, until the value $1/c$ is as large as possible. If there are remaining cusps disjoint from the T_j , these may then be expanded in any way.

To prove the theorem, we must prove that the value of c which maximizes the length of the \mathbf{o}_j is less than or equal to 1.

Suppose not. Suppose $c > 1$. Since c is minimal, horoballs about cusps corresponding to some T_i and T_j must abut. Conjugate such that the cusp corresponding to T_i is at infinity in \mathbb{H}^3 , with lifts of P corresponding to the planes $y = n$, $n \in \mathbb{Z}$. The horoball about infinity will have height c . It will be tangent to some horoball H over a point w on the boundary $\mathbb{C} = \{(x, y, 0)\}$ of \mathbb{H}^3 , where w projects to the cusp corresponding to T_j . Since $c > 1$, note H is a ball of Euclidean diameter $c > 1$.

Because the diameter of H is greater than 1, H must intersect a plane $y = n$. Because the reflection through the plane $y = n$ projects to an isometry of M , the image of H under this reflection must be a horoball in \mathbb{H}^3 disjoint from all other horoballs in the lift of the maximal cusps. Thus if H lies over some point w which is *not* on the plane $y = n$, then the image of H under the reflection through $y = n$ will give a horoball distinct from H , which intersects H . This is impossible.

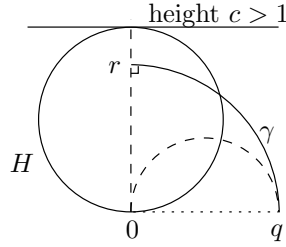


FIGURE 3. Note r is contained in the horosphere H .

So H is centered at a point $w \in \mathbb{C}$ which lies on a plane $y = n$. Without loss of generality, assume $w = 0$. Thus we are assuming 0 projects to some cusp corresponding to T_j under the covering map.

Now consider T_j . There is some isometry S of \mathbb{H}^3 taking 0 to infinity and infinity to 0 , and taking lifts of P which meet the cusp T_j to planes $y = n, n \in \mathbb{Z}$. Note by the definition of our horoball expansion, this isometry S takes H to a horoball of height $z = c > 1$ about infinity.

Consider $q = S^{-1}(i) = S^{-1}((0, 1, 0))$ on the boundary \mathbb{C} of \mathbb{H}^3 . This point lies on the boundary of some plane Q of \mathbb{H}^3 which projects to P under the covering map. This plane Q is a Euclidean hemisphere tangent to the plane $y = 0$. It has diameter at most 1, since it cannot intersect the plane $y = 1$, which also projects to P under the covering map.

Consider the vertical geodesic in \mathbb{H}^3 lying above 0 in \mathbb{C} . There is a unique geodesic γ from the point q which meets this vertical geodesic at a right angle. The point r , where γ intersects the vertical geodesic, is of (Euclidean) height $|q|$, where $|q|$ denotes the (Euclidean) distance of q from 0 . Because q lies on the circle Q of diameter at most 1, $|q|$ is at most 1. Because H is of diameter $c > 1$, r must be contained in H . See Figure 3.

But now consider the effect of the isometry S on the geodesic γ . Since S preserves the vertical geodesic above 0 in \mathbb{C} , S must take γ to a geodesic from $S(q) = i \in \mathbb{C}$ to one meeting the vertical geodesic above 0 at a right angle. Thus $S(r)$ will be of height exactly 1. On the other hand, $S(H)$ is of height $c > 1$, and $S(H)$ must contain $S(r)$. This is impossible.

Thus all horoballs can be expanded to height $c \leq 1$. It follows that each \mathfrak{o}_i has length at least 1.

Finally, \mathfrak{p}_i or $2\mathfrak{p}_i$ projects to a closed curve on T_i . Hence translation along \mathfrak{p}_i or $2\mathfrak{p}_i$ is a covering transformation. It must take a maximal horoball centered at a point on \mathbb{C} to a disjoint maximal horoball. Thus the translation length is at least 1, so \mathfrak{p}_i has length at least $1/2$. \square

We wish to study what happens when we twist along the disks D_1, \dots, D_t , i.e. when we perform Dehn filling on slopes $1/n_1, \dots, 1/n_t$ on the cusps corresponding to C_1, \dots, C_t , respectively. First, we give the following result about the lengths of such slopes. Note the following theorem applies to links in general 3-manifolds, not just S^3 .

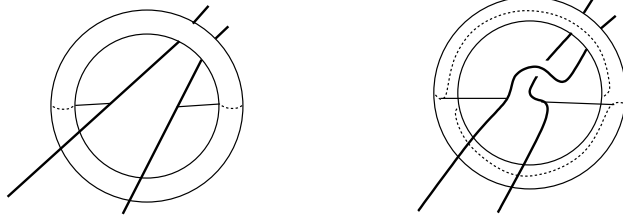


FIGURE 4. Left: $P \cap \partial N(C_i)$ has two components, shown in dotted lines. Right: $P \cap \partial N(C_i)$ has one component, giving a half-twist.

Proposition 3.5. *Let $L = C_1 \cup \dots \cup C_t$ be a link in a 3-manifold M , such that $M - L$ admits a complete, finite volume hyperbolic structure, admits an orientation reversing involution σ whose fixed point set is a surface P , and for each component C_i of L , there is a slope λ_i taken to $-\lambda_i$ by σ .*

Let μ_i be the other generator of $H_1(\partial N(C_i))$ as in Lemma 3.3. Then the slope $\mu_i + n_i \lambda_i$ has length at least $\sqrt{(1/4) + c_i^2}$. Here:

- (1) $c_i = 2|n_i|$ if $P \cap \partial N(C_i)$ consists of two curves, or
- (2) $c_i = 2|n_i| - 1$ if $P \cap \partial N(C_i)$ consists of one curve.

Proof. $M - L$ fits the requirements of the lemmas above. So in particular, by Lemma 3.3, $H_1(\partial N(C_i); \mathbb{Z})$ is generated by $2\mathbf{o}_i$ and $\mathbf{p}_i + \epsilon_i \mathbf{o}_i$; the generator $2\mathbf{o}_i$ corresponds to the curve λ_i ; if $P \cap \partial N(C_i)$ has two components, then one such component is a generator $\mathbf{p}_i = \mu_i$; and if $P \cap \partial N(C_i)$ has one component, then the other generator is $\mathbf{p}_i + \mathbf{o}_i = \mu_i$.

Suppose first that $P \cap \partial N(C_i)$ has two components. Then the slope $\mu_i + n_i \lambda_i$ is given by $\mathbf{p}_i + n_i (2\mathbf{o}_i)$. Since \mathbf{p}_i and \mathbf{o}_i are orthogonal, by Theorem 3.4 this slope has length at least $\sqrt{(1/4) + 4n_i^2} = \sqrt{(1/4) + c_i^2}$.

Now suppose that $P \cap \partial N(C_i)$ has one component. Then the slope $\mu_i + n_i \lambda_i$ is given by $\mathbf{p}_i + \mathbf{o}_i + n_i (2\mathbf{o}_i) = \mathbf{p}_i + (1 + 2n_i)\mathbf{o}_i$. It must have length at least $\sqrt{(1/4) + (1 - 2|n_i|)^2} = \sqrt{(1/4) + c_i^2}$. \square

Definition 3.6. If $P \cap \partial N(C_i)$ consists of one curve, as in case (2) of Proposition 3.5, we say there is a *half-twist* at D_i .

This terminology comes from considering a neighborhood of D_i in M . In this neighborhood, a half-twist at D_i is identical to a neighborhood of a half-twist of an augmented link in S^3 , as in Definition 2.3. See Figure 4.

Two half-twists in a row in a neighborhood of D_i again yields a full-twist in this neighborhood. Thus Proposition 3.5 implies that the squared length of the slope $\mu_i + n_i \lambda_i$ on C_i is at least one more than the squared number of half-twists inserted at D_i .

Theorem 3.7. *Let K be a knot or link in S^3 which has a diagram D and a maximal twist region selection with at least 6 half-twists in each generalized*

twist region, and such that the corresponding augmentation is hyperbolic. Then $S^3 - K$ is also hyperbolic.

Proof. The augmentation is a link with hyperbolic complement, by assumption. It admits an orientation reversing involution σ fixing a surface P , and the cusps corresponding to crossing circles each have a slope λ_i which is taken to $-\lambda_i$ by σ : namely, the slope of the longitude of the crossing circle.

The original knot or link complement is obtained from this link complement by Dehn filling slopes on crossing circles. The longitude of a crossing circle is given by λ_i . The meridian is the generator μ_i of Proposition 3.5. If the knot has c_i half twists in the i -th twist region, then the Dehn filling slope is $\mu_i + n_i\lambda_i$, where $n_i = c_i/2$ if c_i is even, $n_i = (c_i + 1)/2$ if c_i is odd.

By Proposition 3.5, the slope of the Dehn filling has length at least $\sqrt{(1/4) + c_i^2} > 6$, since the diagram of K has at least 6 half-twists in each generalized twist region. Thus by the 6-Theorem ([3], [15]), the manifold resulting from Dehn filling is hyperbolic. \square

4. VOLUMES

The existence of a reflection gives information about the volumes of augmented links as well. Theorem 4.2, below, is an immediate generalization of a similar theorem in [10].

Lemma 4.1. *Let K be a knot or link in S^3 which has a diagram D and a maximal twist region selection such that the corresponding augmentation yields a link L in S^3 whose complement is hyperbolic. Then the volume satisfies*

$$\text{vol}(S^3 - L) \geq 2v_8(\text{tw}(D) - 1),$$

where $v_8 \approx 3.66386$ is the volume of a regular hyperbolic octahedron, and $\text{tw}(D)$ is the number of generalized twist regions of the maximal twist region selection of D .

Proof. By assumption, $S^3 - L$ admits a complete hyperbolic structure. By Proposition 2.5, it admits a reflective symmetry. Thus $S^3 - L$ contains a surface P fixed pointwise under the reflection.

Cut $S^3 - L$ along this surface. This produces a (possibly disconnected) manifold N with totally geodesic boundary. By a theorem of Miyamoto [19], the volume of N is at least $-v_8\chi(N)$, where $\chi(N)$ denotes the Euler characteristic of N .

Now, in the case that P is the projection plane (i.e. no half-twists), cutting along P splits $S^3 - L$ into two balls, with half arcs corresponding to crossing circles drilled out of the ball. This is a handlebody. Since there are $\text{tw}(D)$ crossing circles, the genus of the handlebody is $\text{tw}(D)$. Thus we obtain the volume estimate:

$$\text{vol}(S^3 - L) \geq 2v_8(\text{tw}(D) - 1).$$

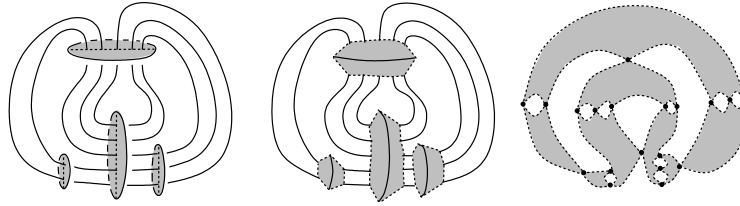


FIGURE 5. Decomposing $S^3 - L'$ into ideal polyhedra. First, cut along P . Second, cut along half disks. Finally, shrink remaining link components to ideal vertices.

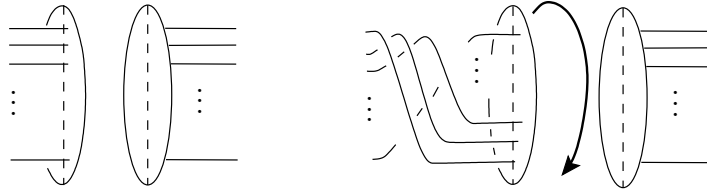


FIGURE 6. Left: Gluing without a half twist. Right: Inserting a half-twist.

When the diagram has half-twists, let L' denote the link obtained by removing all half-twists from the diagram of L . Topologically, $S^3 - L'$ is obtained from $S^3 - L$ by cutting $S^3 - L$ along the disks bounded by crossing circles, and regluing with a half-twist.

Note $S^3 - L'$ has the following description as a gluing of ideal polyhedra. Cut $S^3 - L'$ along the projection plane. This slices each of the disks bounded by crossing circles in half. Now cut along each of these half disks and pull the disks apart. See Figure 5.

This separates $S^3 - L'$ into two identical ideal polyhedra with faces given by crossing disks and by the projection plane. We may glue these polyhedra back in the manner in which we cut them to obtain $S^3 - L'$. We may also change the gluing on crossing disks only to obtain $S^3 - L$, as follows. Rather than glue crossing disks straight across where L has a half-twist, glue a half crossing disk on one polyhedron to the opposite half crossing disk on the opposite polyhedron, inserting the half-twist. See Figure 6.

Compute the Euler characteristic of the cut manifold $(S^3 - L) - P$ by reading it off this polyhedral decomposition. Since $(S^3 - L) - P$ has boundary, it retracts onto a one-skeleton. Build the one-skeleton by including a vertex for each ideal polyhedron (two vertices). Edges run through the half crossing disks which we glue. There will be one edge per glued pair of half crossing disks. Since there are $\text{tw}(D)$ crossing disks, the Euler characteristic is $2 - 2\text{tw}(D)$. Thus by Miyamoto's theorem, the volume satisfies: $\text{vol}(S^3 - L) \geq 2v_8(\text{tw}(D) - 1)$. \square

Lemma 4.1 should be compared to Proposition 3.1 of [10]. The proof above is an immediate extension of the proof of that theorem to this more general case. For links with two strands per twist region, we showed in [10] that Lemma 4.1 is sharp.

In general, when crossing circles have more than two strands per twist region, Lemma 4.1 seems to actually be far from sharp. With Futer and Kalfagianni we have been able to develop better bounds on volumes of a certain class of knots [9]. Meanwhile, Lemma 4.1 gives a working lower bound on volumes.

Theorem 4.2. *Let K be a knot or link in S^3 which has a diagram D and a maximal twist region selection with at least 7 half-twists in each generalized twist region, and such that the corresponding augmentation is hyperbolic. Let $\text{tw}(D)$ denote the number of generalized twist regions in the maximal twist region selection. Then*

$$\text{vol}(S^3 - K) \geq 0.64756 (\text{tw}(D) - 1).$$

Proof. Let L be the augmentation, $S^3 - L$ hyperbolic, by assumption. By Lemma 4.1, the volume satisfies:

$$\text{vol}(S^3 - L) \geq 2 v_8 (\text{tw}(D) - 1).$$

Now, $S^3 - K$ is obtained by Dehn filling $S^3 - L$. Since there are at least 7 half-twists per twist region, by Proposition 3.5, the Dehn filling is along slopes of length at least $\sqrt{49.25} > 2\pi$. Apply Theorem 1.1 of [10]. This theorem states that if M is a hyperbolic manifold, and s_1, \dots, s_k are slopes on cusps of M with minimum length ℓ_{\min} at least 2π , then the Dehn filled manifold $M(s_1, \dots, s_k)$ is hyperbolic with volume bounded below by

$$\text{vol}(M(s_1, \dots, s_k)) \geq \left(1 - \left(\frac{2\pi}{\ell_{\min}}\right)^2\right)^{3/2} \text{vol}(M).$$

In our case, $\ell_{\min} \geq \sqrt{49.25}$ and the volume of the unfilled manifold $S^3 - L$ satisfies $\text{vol}(S^3 - L) \geq 2 v_8 (\text{tw}(D) - 1)$. Thus the volume of $S^3 - K$ satisfies

$$\begin{aligned} \text{vol}(S^3 - K) &\geq \left(1 - \left(\frac{2\pi}{\sqrt{49.25}}\right)^2\right)^{3/2} 2 v_8 (\text{tw}(D) - 1) \\ &> 0.64756 (\text{tw}(D) - 1). \end{aligned}$$

□

5. GEODESICS

We now give information on classes of geodesics in knot complements. Our tools are those of cone manifolds and cone deformations. We briefly review the definitions and results we use.

Definition 5.1. A *hyperbolic cone manifold* is a 3-manifold M and a link Σ in M such that $M - \Sigma$ admits an incomplete hyperbolic metric, with cone singularities along Σ . That is, a neighborhood of Σ in M has a metric whose cross section is a hyperbolic cone, with cone angle α at the core.

A *hyperbolic cone deformation* is a one-parameter family of hyperbolic cone manifold structures on $M - \Sigma$.

In special cases, a Dehn filling can be realized geometrically as a cone deformation, as follows. Suppose M is a 3-manifold with torus boundary which admits a complete hyperbolic metric. Let s be a slope on ∂M . Then we may view the complete hyperbolic structure on M as a hyperbolic cone manifold structure on $M(s)$ with cone angle zero along the link at the core of the attached solid torus in $M(s)$.

We may always increase the cone angle from $\alpha = 0$ to $\alpha = \varepsilon$, for some $\varepsilon > 0$ via cone deformation, by work of Hodgson and Kerckhoff [12]. When $\alpha = \varepsilon$, in the hyperbolic cone metric, the slope s will bound a singular disk. That is, a representative of s can be isotoped to bound a disk D which admits a smooth hyperbolic metric everywhere except at the core of D , where D intersects the singular locus Σ . Thus this manifold with the hyperbolic cone metric is homeomorphic to $M(s)$.

In case there is a cone deformation starting at cone angle $\alpha = 0$ and extending to $\alpha = 2\pi$, the final structure when $\alpha = 2\pi$ gives a complete, non-singular hyperbolic metric on the manifold $M(s)$. In this case, we say the Dehn filling is *realized by cone deformation*.

The benefit of a cone deformation is that one obtains some geometric control on the hyperbolic structure of the manifold. In particular, when we have a single filling slope, the core of the Dehn filled solid torus is a closed geodesic in the hyperbolic structure given by cone angle $\alpha = 2\pi$. Thus this core is isotopic to a geodesic provided we can show a Dehn filling is realized by cone deformation.

Hodgson and Kerckhoff analyzed conditions which guarantee the existence of a cone deformation [13]. We will apply their results, but first we need the following definition.

Definition 5.2. Let M be a 3-manifold with torus boundary $\partial M = T$ admitting a complete hyperbolic metric. Let s be a slope on T . In the hyperbolic structure on M , T becomes a cusp. Take any embedded horoball neighborhood of this cusp and consider its boundary. This inherits a Euclidean metric from the hyperbolic structure on M . Thus we may measure the length of s and the area of the Euclidean torus T with respect to this metric.

Define the *normalized length* of s to be

$$\ell_{norm}(s) = \frac{\text{length}(s)}{\sqrt{\text{area}(T)}}.$$

Here $\text{length}(s)$ the length of a geodesic representing s . Note that unlike the lengths of Theorem 3.4, the normalized length of a slope is independent of choice of horoball neighborhood about the cusp corresponding to T .

The following is a consequence of Theorem 1.2 of [14].

Theorem 5.3 ((Hodgson–Kerckhoff)). *Consider a complete, finite volume hyperbolic structure on the interior of a compact, orientable 3-manifold M with $k \geq 1$ torus boundary components. Let T_1, \dots, T_k be horospherical tori which are embedded as cross-sections to the cusps of the complete structure. Let s_1, \dots, s_k be slopes, s_i on T_i . Then $M(s_1, \dots, s_k)$ admits a complete hyperbolic structure in which the core curves of the Dehn filled solid tori are isotopic to geodesics, provided the normalized lengths $\hat{L}_i = \ell_{\text{norm}}(s_i)$ satisfy*

$$\sum_{i=1}^k \frac{1}{\hat{L}_i^2} < \frac{1}{(7.5832)^2}.$$

Theorem 1.2 of [14] is actually a more general theorem about Dehn filling space for manifolds with multiple cusps. However, in the proof of that theorem it is shown that under the above assumptions on normalized lengths of slopes, a cone deformation exists from cone angle 0 to 2π for which each component of the singular locus has a tube about it of radius at least $\text{arctanh}(1/\sqrt{3})$ (page 36 of [14]). The components of the singular locus correspond to the cores of the filled solid tori. Since each has a tube about it throughout the deformation, the cores remain isotopic to geodesics. See also the explanation in [14] on page 5, after the statement of Theorem 1.2.

Lemma 5.4. *Let M , L , λ_i , and μ_i be as in Proposition 3.5. Then the normalized length of each slope $s_i = \mu_i + n_i \lambda_i$ is at least*

$$\ell_{\text{norm}}(s_i) \geq \sqrt{c_i},$$

where again c_i is the number of half-twists inserted by the Dehn filling along slope s_i .

The proof of Lemma 5.4 is similar to that of Proposition 3.5, except with the added difficulty that we are considering normalized lengths, and not actual lengths. Compare to [22, Proposition 6.5].

Proof. Write the slope $s_i = \mu_i + n_i \lambda_i$ in terms of the lengths of \mathbf{o}_i and \mathbf{p}_i , of Lemma 3.3. In particular, as in Proposition 3.5, the slope is given by $\mathbf{p}_i + c_i \mathbf{o}_i$, where c_i is the number of half-twists inserted by the Dehn filling, and since \mathbf{o}_i and \mathbf{p}_i are orthogonal, its length is given by $\sqrt{p_i^2 + c_i^2 o_i^2}$, where p_i and o_i denote the lengths of geodesic representatives of \mathbf{p}_i and \mathbf{o}_i . By Lemma 3.3, the area of the cusp torus is given by $2o_i p_i$.

Thus the normalized length of $s_i = \mu_i + n_i \lambda_i$ is given by

$$\ell_{\text{norm}}(s_i) = \frac{\sqrt{p_i^2 + c_i^2 o_i^2}}{\sqrt{2p_i o_i}} = \sqrt{\frac{p_i}{2o_i} + \frac{c_i o_i}{2p_i}}.$$

Minimize the normalized length with respect to p_i/o_i . We find that its value is minimum when the ratio p_i/o_i equals c_i . In this case, the normalized length will be $\sqrt{c_i}$. \square

We may now prove Theorem 5.5, giving results on isotopy classes of geodesics in generalized augmented links.

Theorem 5.5. *Let K be a knot or link in S^3 which has a diagram D and a maximal twist region selection with $\text{tw}(D)$ twist regions, such that the corresponding augmentation is hyperbolic. Let c_i be the number of half-twists in the i -th twist region. Then each crossing circle is isotopic to a geodesic in the hyperbolic structure on $S^3 - K$, provided*

$$\sum_{i=1}^{\text{tw}(D)} \frac{1}{c_i} < \frac{1}{(7.5832)^2}.$$

Proof. $S^3 - K$ is obtained from $S^3 - L$ by Dehn filling the crossing circles. By Lemma 5.4, the normalized lengths of the slopes of the Dehn filling are at least $\sqrt{c_i}$, where c_i is the number of half-twists in the i -th generalized twist region of D . By Theorem 5.3, the cores of the filled solid tori are isotopic to geodesics provided

$$\sum_{i=1}^{\text{tw}(D)} \frac{1}{c_i} < \frac{1}{(7.5832)^2}.$$

\square

REFERENCES

- [1] Colin Adams, Hanna Bennett, Christopher Davis, Michael Jennings, Jennifer Klope, Nicholas Perry, and Eric Schoenfeld, *Totally geodesic Seifert surfaces in hyperbolic knot and link complements. II*, J. Differential Geom. **79** (2008), no. 1, 1–23.
- [2] Colin C. Adams, *Augmented alternating link complements are hyperbolic*, Low-dimensional topology and Kleinian groups (Coventry/Durham, 1984), London Math. Soc. Lecture Note Ser., vol. 112, Cambridge Univ. Press, Cambridge, 1986, pp. 115–130.
- [3] Ian Agol, *Bounds on exceptional Dehn filling*, Geom. Topol. **4** (2000), 431–449 (electronic).
- [4] Kenneth L. Baker, *Surgery descriptions and volumes of Berge knots. I. Large volume Berge knots*, J. Knot Theory Ramifications **17** (2008), no. 9, 1077–1097.
- [5] ———, *Surgery descriptions and volumes of Berge knots. II. Descriptions on the minimally twisted five chain link*, J. Knot Theory Ramifications **17** (2008), no. 9, 1099–1120.
- [6] John Berge, *Some knots with surgery yielding lens spaces*, unpublished manuscript.
- [7] Joan Birman and Ilya Kofman, *A new twist on Lorenz links*, arXiv:0707.4331.
- [8] Abhijit Champanerkar, Ilya Kofman, and Eric Patterson, *The next simplest hyperbolic knots*, J. Knot Theory Ramifications **13** (2004), no. 7, 965–987.
- [9] David Futer, Efstratia Kalfagianni, and Jessica S. Purcell, *On diagrammatic bounds of knot volumes and spectral invariants*, arXiv:math/0901.0119.

- [10] ———, *Dehn filling, volume, and the Jones polynomial*, J. Differential Geom. **78** (2008), no. 3, 429–464.
- [11] Cameron McA. Gordon and John Luecke, *Knots are determined by their complements*, J. Amer. Math. Soc. **2** (1989), no. 2, 371–415.
- [12] Craig D. Hodgson and Steven P. Kerckhoff, *Rigidity of hyperbolic cone-manifolds and hyperbolic Dehn surgery*, J. Differential Geom. **48** (1998), no. 1, 1–59.
- [13] ———, *Universal bounds for hyperbolic Dehn surgery*, Ann. of Math. (2) **162** (2005), no. 1, 367–421.
- [14] ———, *The shape of hyperbolic Dehn surgery space*, Geom. Topol. **12** (2008), no. 2, 1033–1090.
- [15] Marc Lackenby, *Word hyperbolic Dehn surgery*, Invent. Math. **140** (2000), no. 2, 243–282.
- [16] ———, *The volume of hyperbolic alternating link complements*, Proc. London Math. Soc. (3) **88** (2004), no. 1, 204–224, With an appendix by Ian Agol and Dylan Thurston.
- [17] Christopher J. Leininger, *Small curvature surfaces in hyperbolic 3-manifolds*, J. Knot Theory Ramifications **15** (2006), no. 3, 379–411.
- [18] William Menasco and Alan W. Reid, *Totally geodesic surfaces in hyperbolic link complements*, Topology '90 (Columbus, OH, 1990), Ohio State Univ. Math. Res. Inst. Publ., vol. 1, de Gruyter, Berlin, 1992, pp. 215–226.
- [19] Yosuke Miyamoto, *Volumes of hyperbolic manifolds with geodesic boundary*, Topology **33** (1994), no. 4, 613–629.
- [20] Jessica S. Purcell, *On multiply twisted knots that are Seifert fibered or toroidal*.
- [21] ———, *Volumes of highly twisted knots and links*, Algebr. Geom. Topol. **7** (2007), 93–108.
- [22] ———, *Cusp shapes under cone deformation*, J. Differential Geom. **80** (2008), no. 3, 453–500.
- [23] ———, *Slope lengths and generalized augmented links*, Comm. Anal. Geom. **16** (2008), no. 4, 883–905.
- [24] Dale Rolfsen, *Knots and links*, Publish or Perish Inc., Berkeley, Calif., 1976, Mathematics Lecture Series, No. 7.

JESSICA S. PURCELL, DEPARTMENT OF MATHEMATICS, BRIGHAM YOUNG UNIVERSITY,
PROVO, UT 84602

E-mail address: jpurcell@math.byu.edu